

## **SAFETY ALERT SYMBOLS**

Read and follow all safety information carefully. The signal words used in this manual are selected as shown below and based on an assessment of the degree of potential injury or damage (severe or minor) and the occurrence of injury (definitely occurs or has the potential to occur) when the warning is ignored:

**⚠ DANGER!**

*Indicates a situation which, when not avoided, results in death or severe injury.*

**⚠ WARNING!**

*Indicates a situation which, when not avoided, has the potential to result in death or severe injury; and/or severe property damage.*

**⚠ CAUTION!**

*Indicates a situation which, when not avoided, results or has the potential to result in minor injury; and/or minor property damage.*

## **SAFETY PRECAUTIONS**

### **Basic safety precautions should be followed, including the following:**

Ensure all Local, State, and Federal Laws and Codes including health and safety guidelines are met when installing **Waterlogic** Equipment. Only qualified service technicians should attempt installation and service of **Waterlogic** Equipment. Always read the entire operating instructions before using the appliance and save these instructions for future use.

**⚠ DANGER!** *This product can cause death or severe injury if incorrectly operated, installed or maintained. The installation, maintenance, sanitizing and any repair must be performed by qualified persons trained by Waterlogic International or their approved distributors only. Do not remove any panel or cover to protect against electrical shock and exposure to UV radiation.*

**⚠ DANGER! ELECTRICAL SHOCK HAZARD.** *Always use a dedicated and properly grounded outlet. Unit should be protected by ground-fault circuit interrupter (GFCI) or residual current device (RCD) having a rated residual operating current not exceeding 30mA. Use only Waterlogic supplied power cord. Never use extension cords or power strips to connect unit. Do not use if the power supply cord is damaged. Always unplug from power supply prior to servicing.*

**⚠ WARNING! AUTHORIZED USE ONLY.** *This appliance is to be used for its intended purpose as described in this manual and untrained individuals who use this manual assume the risk of any resulting property damage or personal injury. This appliance can't be used by children and persons with reduced physical, sensory or mental capabilities or lack of experience.*

**⚠ WARNING! UV-C EMITTER (UV LAMP).** *This appliance contains a UV-C emitter (UV Lamp). UV-C radiation may, even in little doses, cause harm to the eyes and skin. Unintended use or damage to the housing may result in the escape of dangerous UV-C radiation. Never operate the UV-C emitter if damaged or removed from enclosure. Do not touch or look directly into the faucet.*

- ⚠ WARNING! DO NOT OPERATE IF DAMAGED.** Unplug and isolate water supply if abnormal conditions exist. Contact Waterlogic or authorized dealer for repair, service, and installation to avoid hazards.
- ⚠ WARNING! HOT WATER.** Unit produces Hot Water in excess of 80°C (175°F). Water above 52°C (125°F) can cause severe burns or scalding. Keep unauthorized people and children away from the unit to avoid accidental dispensing of hot water.
- ⚠ WARNING! CONNECT TO POTABLE WATER SUPPLY.** This system is to be used for water only and is not intended for use where water is microbiologically unsafe or with water of unknown quality without adequate disinfection before or after the system.
- ⚠ WARNING! TIP HAZARD.** Dispenser could tip or fall causing serious injury. Always install unit on a firm, flat, and level surface and secure unit to cabinet, wall, or floor if needed. Never place heavy items on top of unit and never climb, stand, or hang on unit or storage cabinet to prevent injury and damage.
- ⚠ WARNING! UNIT IS HEAVY. TWO PERSON LIFT REQUIRED.** Transport unit empty and always use material handling equipment or two people with proper lifting technique to reduce injury risk.
- ⚠ WARNING! STORE AND TRANSPORT UNIT EMPTY. ALWAYS SANITIZE BEFORE USE.** The unit must be completely drained before storing to avoid stagnation and reduce microbiological contamination (potential bacterial growth). Always sanitize before use to eliminate any potential microbiological contaminants.
- ⚠ CAUTION! INDOOR USE ONLY.** Intended for Household Use. Never expose to direct sunlight, heat sources, or ambient air temperature above 37°C (100°F) or below 2°C (35°F). Install indoors and keep unit away from excessive humidity. Never expose to freezing temperatures. Ensure there is adequate clearance around the unit to allow refrigeration system condenser to dissipate heat. Warmer environments require more clearance around the unit. Minimum clearance around all surfaces of the machine is 2-inches. Installs where the ambient temperature exceeds 27°C (80°F), require a minimum of 4-inches clearance for proper heat dissipation and efficient operation.
- ⚠ CAUTION! USE A WATER PRESSURE REGULATOR.** Waterlogic will not be responsible for injury or damage caused by excessive water pressure. Input or feed pressure must be 40 psi to 60 psi. Be aware of any potential pressure surges caused by building/municipal pumping stations.
- ⚠ CAUTION! USE UV STABILIZED SUPPLY LINES.** Feed the unit with a potable ambient or cold water supply only. Feed water over 37°C (100°F) can damage the treatment components. Water block devices and external leak detectors are strongly recommended. Locate the unit as close to the water supply and the electrical connections as possible. Locate the unit as close to the water supply and the electrical connections as possible. Immediately isolate or close water supply valve and contact service representative if leak is noticed.

**Contact Waterlogic for assistance or help finding an Authorized Service Representative.**

## **Waterlogic infiniti UV FEATURES AND BENEFITS**

### **Cold and Hot Water**

**Waterlogic infiniti UV Water Treatment System** Counter Top and Tower Models come standard with Cold and Hot Selections to meet a wide range of customer demands. Hot water can be disabled to convert to Cold and Ambient Configuration. Cold Water temperature is adjustable.

### **High Volume Storage and Water Capacity**

Tower Model has 4 Liters (1 gallon) of Cold Water Capacity and 1.6 Liters (.43 gallons) of Hot Water. Counter Top has 2 Liters (½ gallon) Cold Water Capacity and 1.6 Liters (.43 gallons) of Hot Water.

### **BioCote® Anti-Microbial Protection**

Certain plastic, silicon, and painted surfaces surrounding the dispensing areas and drip tray are infused with an exclusive additive called BioCote®. BioCote® provides an effective barrier against microbes like bacteria and mold, which may cause odors or staining.



### **Large Dispense Area with Recessed Faucet**

9.84 inch dispense height with BioCote® recessed faucet to protect from cross-contamination.

### **Energy Saving Sleep Mode**

Energy Saving Sleep Mode can be programmed to turn off. Sleep mode is dependent upon 3 hours of hot water dispense activity.

### **Leak Detection**

The **Waterlogic infiniti UV Water Treatment System** unit is supplied with a Sensor in the Leak Tray that halts water supply to prevent overflow.

### **In-Tank UV Purification**

Industry leading In-Tank UV Purification prevents the growth of bio-film within the Stainless Steel Cold Tank.

### **Child Safeguard**

**Cold water is the default for your Waterlogic infiniti UV Water Treatment System.** Hot water must be actively selected along with the dispense button and then dispensed within 1.5 seconds. If both buttons are not pushed at the same time, hot water will not be dispensed. This feature eliminates the accidental dispensing of hot water.

## Waterlogic *infiniti* UV CERTIFICATIONS

*Waterlogic Water Treatment Systems* have been tested, and certified to rigorous NSF and UL Standards. We believe that performance testing and certifications validate *Waterlogic* as a world-leader in water treatment systems.

### [infiniti UV Certifications Include](#)



#### UL399 – Certified Drinking Water Cooler

Intertek Labs (ETL) Certified the *Waterlogic infiniti UV Water Treatment System* to ANSI/UL 399 Standard for Drinking Water Coolers.

CSA C22.2 No. 120 CSA Standard for Refrigeration



BPA Free - *Waterlogic* tests for BPA and declares that all of its products are Bisphenol-A FREE and contain no harmful BPA plastics.



C US

#### NSF/ANSI-61 – Certified Drinking Water System Components

#### NSF / ANSI 372 – Drinking Water System Components – Lead Content

#### CSA B483.1 - Drinking Water Treatment Systems

This System has been tested and certified in accordance with NSF/ANSI-61 – Certified Drinking Water System Components, NSF / ANSI 372 – Drinking Water System Components for low Lead Content, and CSA B483.1 - Drinking Water Treatment Systems by the Water Quality Association (WQA)



#### Energy Star Certified

The *Waterlogic infiniti UV Water Treatment System* has been tested and certified to the Energy Star, a US Environmental Protection Agency (EPA) program that helps our customers save money and protect our climate through superior energy efficiency.

*Waterlogic* is certified to ISO 9001:2015 – Quality Management Systems (certified by Intertek). ISO 9001 is the internationally accepted standard for well managed organizations that have adopted the key quality management principles to its operations to bring consistent quality products and a culture of continuous improvement.



Intertek

### [Safe Drinking Water Act](#)

*Waterlogic* water treatment systems conform to the Safe Drinking Water Act (SWDA) “lead-free” amendment effective January 4, 2014.

### MODEL/PART DESIGNATIONS

BRAND NAME	DESCRIPTION	MODEL - PART NUMBER
<i>infiniti UV</i> Cold and Hot Charcoal and Silver Tower	<b>Waterlogic <i>infiniti UV</i></b> - Cold and Hot – Charcoal and Silver Tower	IIMHCRC-UV
	F-5001-FS-HC-UT-CS-ION Serial Number Prefix: <b>85</b> or <b>QB2H221CS</b>	
<i>infiniti UV</i> Cold and Hot Charcoal and Silver Countertop	<b>Waterlogic <i>infiniti UV</i></b> - Cold and Hot – Charcoal and Silver Countertop	IIHCRC-UV
	F-5001-M-HC-UT-CS-ION Serial Number Prefix: <b>86</b> or <b>QB1H221CS</b>	

### SPECIFICATIONS

<u>ITEM</u>	<u><i>infiniti UV Counter Top</i></u>	<u><i>infiniti UV Tower</i></u>
Water Connection	¼" Quick Connect	
Cold Water Temperature	Cold Water Temperature – Factory Set Point 5°C (41°F) Adjustable Parameters 1.1°C to 12.2°C (34°F to 54°F)	
Hot Water Temperature	Factory Set Point 85°C (185°F)	
Hot Water Manual Reset Overload	105°C (221°F)	
Recommended Service Pressure	40-60 psi (275-414 kPa) – Use Pressure Regulator	
Maximum Service Pressure	100 psi (689 kPa) – Use Pressure Regulator	
Rated Service Flow	1.89 Liters per minute (0.5 gallons per minute)	
Environmental Temperature	2°C to 37°C (35°F to 100°F)	
UV Lamp	4W	8W
Heater	500 W	
Refrigerant Gas Compressor: CO-0020-L000	R134a, 43g, 1.52 ounces	R134a, 53g, 1.87 ounces
Refrigerant Gas Compressor: 10-2200(CO-9001A)	R134a, 40g, 1.41 ounces	R134a, 65g, 2.29 ounces
R134a Pressures	High (230 psi), Low (90 psi)	

## SHIPPING SPECIFICATIONS

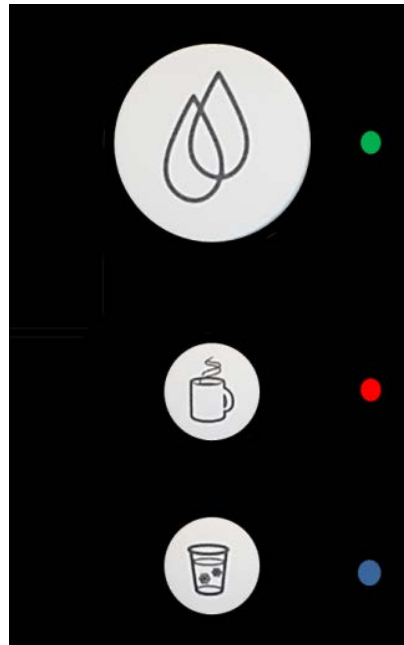
<b>ITEM</b>	<b><i>infiniti UV Counter Top</i></b>	<b><i>infiniti UV Tower</i></b>
Width/Depth/Height	13.75" x 15.25" x 19" <sup>#</sup> (35cm x 38.75cm x 48.3cm)	13.5" x 14.5" x 40.5" (34cm x 41cm x 103cm)
Weight (dry)	19.5 kg (42 pounds)	26.5 kg (58 pounds)

## ELECTRICAL SPECIFICATIONS






<b>ELECTRICAL SUPPLY</b>	<b>120V/60Hz, 1PH</b>	<b>15 Amp Service</b>
<b>COMPONENT</b>	<b>POWER (approximate)</b>	<b>AMP DRAW (approximate)</b>
Heater	500	4.2 Amps
Compressor	216	1.8 Amps
UV Lamp System	<b>18</b>	<b>.15 Amps</b>
<b><i>infiniti UV TOTAL</i></b>	<b>734</b>	<b>6.15 Amps</b>

#*infiniti UV Counter Top* is 19 inches. tall and may not fit between countertops and cabinets - Check installation to ensure adequate clearance.

## OPERATING INSTRUCTIONS



The above picture shows front LED and control panel for the Waterlogic *infiniti UV Water Treatment System*.

Button	Operational Use
	<u>Cold Water</u> - Press Dispensing Button to start dispensing cold water until desired fill. Cold Water is the Default Water Selection
 + 	<u>Hot Water</u> – Press and Release the Hot Water Selection Button followed by pressing and holding the Dispense Button.  <b>⚠ WARNING!</b> <i>Unit produces Hot Water up to 87.2°C (189°F). Water above 52°C (125°F) can cause severe burns or scalding. Keep unauthorized people and children away from the unit to avoid accidental dispensing of hot water. Children should not use without supervision.</i>
 + 	<u>Cold Water</u> - Press and Release the Cold Water Selection Button followed by pressing and holding the Dispense Button.

**NOTE:** Default selection mode is Cold Water. Selection will return to default after 3 seconds of inactivity.



## **WATERLOGIC MANUFACTURED WATER TREATMENT SYSTEM LIMITED WARRANTY** **UNITED STATES AND CANADA ONLY**

*Waterlogic water treatment systems are guaranteed to the original purchaser to be free of defects in materials and workmanship for a period of three (3) years from the date of purchase, but in no event longer than forty-eight (48) months from the date of manufacture. Waterlogic Commercial Products, LLC (“Waterlogic”) based in the U.S.A. and its affiliated companies are not liable for any cost of removal, installation, transportation, or any other charges which may arise in connection with a warranty claim.*

*This warranty does not cover damage or wear to products caused by abnormal operating conditions, accident, abuse, misuse, unauthorized or improper alteration or repair, damage caused by or resulting from shipping or accident, damage caused by hot water, freezing, flood, fire, or acts of God. The effects from chlorine corrosion, scaling and normal wear are specifically excluded from this warranty. This warranty does not cover products used outside the countries where the unit was purchased, and does not cover products that were not installed in accordance with Waterlogic printed installation and operating instructions obtained in training or from [www.waterlogic.us](http://www.waterlogic.us). Failure to follow all instructions for operation and maintenance voids the warranty. This warranty is not transferable.*

*To obtain warranty repairs or replacement, you must obtain a Return Authorization from Waterlogic. To obtain a Return Authorization, you must submit a Return Authorization form with supporting documentation to Waterlogic for evaluation. The form is available at [www.waterlogic.us](http://www.waterlogic.us). Supporting documentation must include, but is not limited to; proof of purchase, installation date, failure date, and supporting installation and maintenance data. After you submit a Return Authorization form and supporting documentation, Waterlogic will determine whether a reasonably apparent defect in materials or workmanship covered by this limited warranty exists. If Waterlogic determines the claimed defect is covered by this warranty, Waterlogic will, at its sole discretion, determine whether to correct the defect or replace the unit, free of charge to you. If Waterlogic determines that the unit should be returned for warranty service, Waterlogic will approve of return in writing and will issue a Return Authorization which you must obtain prior to shipping the product. You are responsible for the cost of freight in to Waterlogic.*

*Waterlogic and its affiliated companies hereby limit the duration of any and all implied warranties to a maximum period of three (3) years from the date of purchase including, but not limited to, the implied warranties of merchantability and fitness for a particular purpose. Some states do not allow limitations on how long an implied warranty lasts, so the above limitation may not apply to you. Consequential and incidental damages are not recoverable under this warranty. Some states do not allow the exclusion or limitation of incidental or consequential damages, so the above limitation or exclusion may not apply to you.*

*This warranty gives you specific legal rights and you may also have other rights which may vary from state to state.*

**New Warranty Policy issued by Waterlogic Commercial Products LLC, USA - January 10, 2014**

**Waterlogic Commercials Products LLC**  
3175 Bass Pro Drive  
Grapevine, TX 76051

**Tel:** (800) 288-1891  
**Website:** [waterlogic.us](http://waterlogic.us)